



BOARD OF COUNTY COMMISSIONERS
Public Works Department
WATER AND WASTEWATER SERVICES (WWS)
2555 W. COPANS RD., POMPANO BEACH FL 33069
(954) 831-3250 FAX (954) 831-0789

HYDRANT FLOW AND PRESSURE TEST RESULTS

DATE: 08/12/2025

WORK ORDER: -----

CUSTOMER NAME: **KEITH & Associates, Inc** Requested By: Jonathan Schnoor

ADDRESS: **1437 301 E Atlantic Blvd. Pompano Beach, FL 33060**

PHONE #: **954-788-3400** FAX# **N/A**

LOCATION: **NW 30th Avenue. Pompano Beach, FL 33315**

Press. HYDRANT #1: **PHR 24400501**

LOGGER SN# 58233593

Flow HYDRANT #2: **PHR 24400601**

LOGGER SN# 35232890

HYDRANT #1	DATE	TIME	PRESSURE
STATIC	08/12/2025	11:27:10 AM	70.769 PSI
RESIDUAL	08/12/2025	11:36:00 AM	64.567 PSI

HYDRANT # 2	DATE	TIME	FLOW
FLOW One	08/12/2025	11:36:00 AM	1007.4 GPM

Flow calculated with a discharge coefficient of .90

EQUIPMENT USED:

TELOGER model HPR-31 (Serial numbers listed above)

POLLARD DIFFUSER 2.5 in


A Service of Broward County Board of County Commissioners www.broward.org

DRC

PZ25-12000022

10.01.2025

58233593 Pressure (PSI)



DRC

Channel Plot 1:

	Time	58233593 Pressure Avg
2563	8/12/2025 11:25:40 AM	70.379
2564	8/12/2025 11:25:45 AM	71.844
2565	8/12/2025 11:25:50 AM	69.548
2566	8/12/2025 11:25:55 AM	70.525
2567	8/12/2025 11:26:00 AM	71.013
2568	8/12/2025 11:26:05 AM	70.867
2569	8/12/2025 11:26:10 AM	70.037
2570	8/12/2025 11:26:15 AM	70.574
2571	8/12/2025 11:26:20 AM	71.6
2572	8/12/2025 11:26:25 AM	71.453
2573	8/12/2025 11:26:30 AM	71.502
2574	8/12/2025 11:26:35 AM	72.186
2575	8/12/2025 11:26:40 AM	71.258
2576	8/12/2025 11:26:45 AM	71.551
2577	8/12/2025 11:26:50 AM	71.6
2578	8/12/2025 11:26:55 AM	71.355
2579	8/12/2025 11:27:00 AM	71.746
2580	8/12/2025 11:27:05 AM	71.258
2581	8/12/2025 11:27:10 AM	70.769
2582	8/12/2025 11:27:15 AM	71.502
2583	8/12/2025 11:27:20 AM	71.16
2584	8/12/2025 11:27:25 AM	70.574
2585	8/12/2025 11:27:30 AM	71.502
2586	8/12/2025 11:27:35 AM	71.844
2587	8/12/2025 11:27:40 AM	71.013
2588	8/12/2025 11:27:45 AM	70.281
2589	8/12/2025 11:27:50 AM	71.355
2590	8/12/2025 11:27:55 AM	70.623
2591	8/12/2025 11:28:00 AM	70.134
2592	8/12/2025 11:28:05 AM	70.672
2593	8/12/2025 11:28:10 AM	70.476
2594	8/12/2025 11:28:15 AM	70.427
2595	8/12/2025 11:28:20 AM	69.89
2596	8/12/2025 11:28:25 AM	70.232

DRC

PZ25-12000022

10.01.2025

Channel Plot 1:

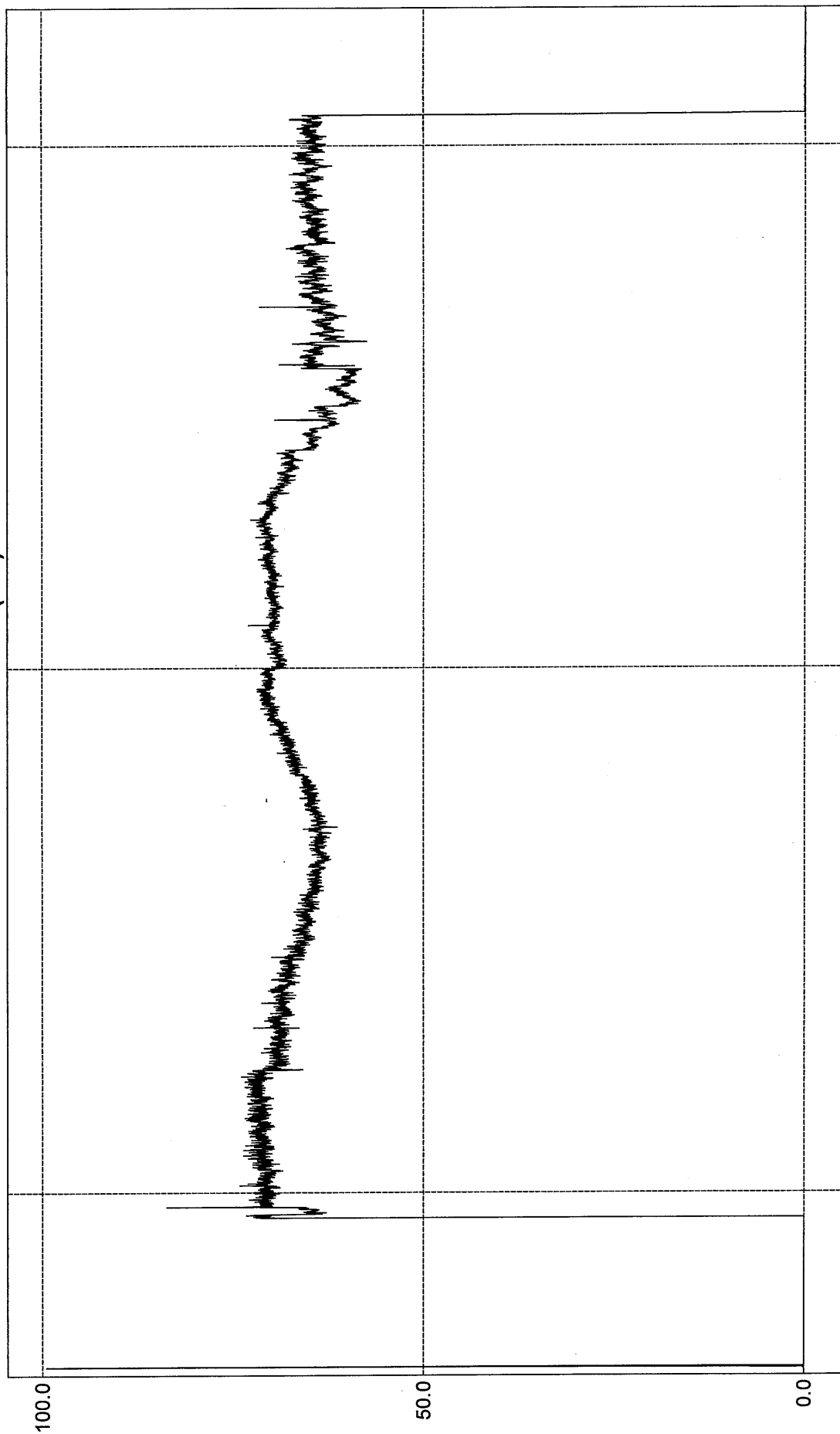
	Time	58233593 Pressure Avg
2671	8/12/2025 11:34:40 AM	64.469
2672	8/12/2025 11:34:45 AM	64.469
2673	8/12/2025 11:34:50 AM	64.518
2674	8/12/2025 11:34:55 AM	64.762
2675	8/12/2025 11:35:00 AM	64.713
2676	8/12/2025 11:35:05 AM	64.029
2677	8/12/2025 11:35:10 AM	64.322
2678	8/12/2025 11:35:15 AM	64.225
2679	8/12/2025 11:35:20 AM	63.883
2680	8/12/2025 11:35:25 AM	64.42
2681	8/12/2025 11:35:30 AM	64.42
2682	8/12/2025 11:35:35 AM	64.42
2683	8/12/2025 11:35:40 AM	64.225
2684	8/12/2025 11:35:45 AM	63.834
2685	8/12/2025 11:35:50 AM	63.98
2686	8/12/2025 11:35:55 AM	64.42
2687	8/12/2025 11:36:00 AM	64.567
2688	8/12/2025 11:36:05 AM	64.371
2689	8/12/2025 11:36:10 AM	64.176
2690	8/12/2025 11:36:15 AM	64.469
2691	8/12/2025 11:36:20 AM	64.371
2692	8/12/2025 11:36:25 AM	64.078
2693	8/12/2025 11:36:30 AM	64.567
2694	8/12/2025 11:36:35 AM	64.371
2695	8/12/2025 11:36:40 AM	64.371
2696	8/12/2025 11:36:45 AM	63.687
2697	8/12/2025 11:36:50 AM	63.883
2698	8/12/2025 11:36:55 AM	64.029
2699	8/12/2025 11:37:00 AM	63.883
2700	8/12/2025 11:37:05 AM	64.078
2701	8/12/2025 11:37:10 AM	64.127
2702	8/12/2025 11:37:15 AM	64.615
2703	8/12/2025 11:37:20 AM	65.934
2704	8/12/2025 11:37:25 AM	65.885

DRC

PZ25-12000022

10.01.2025

58233593 Pressure (PSI)

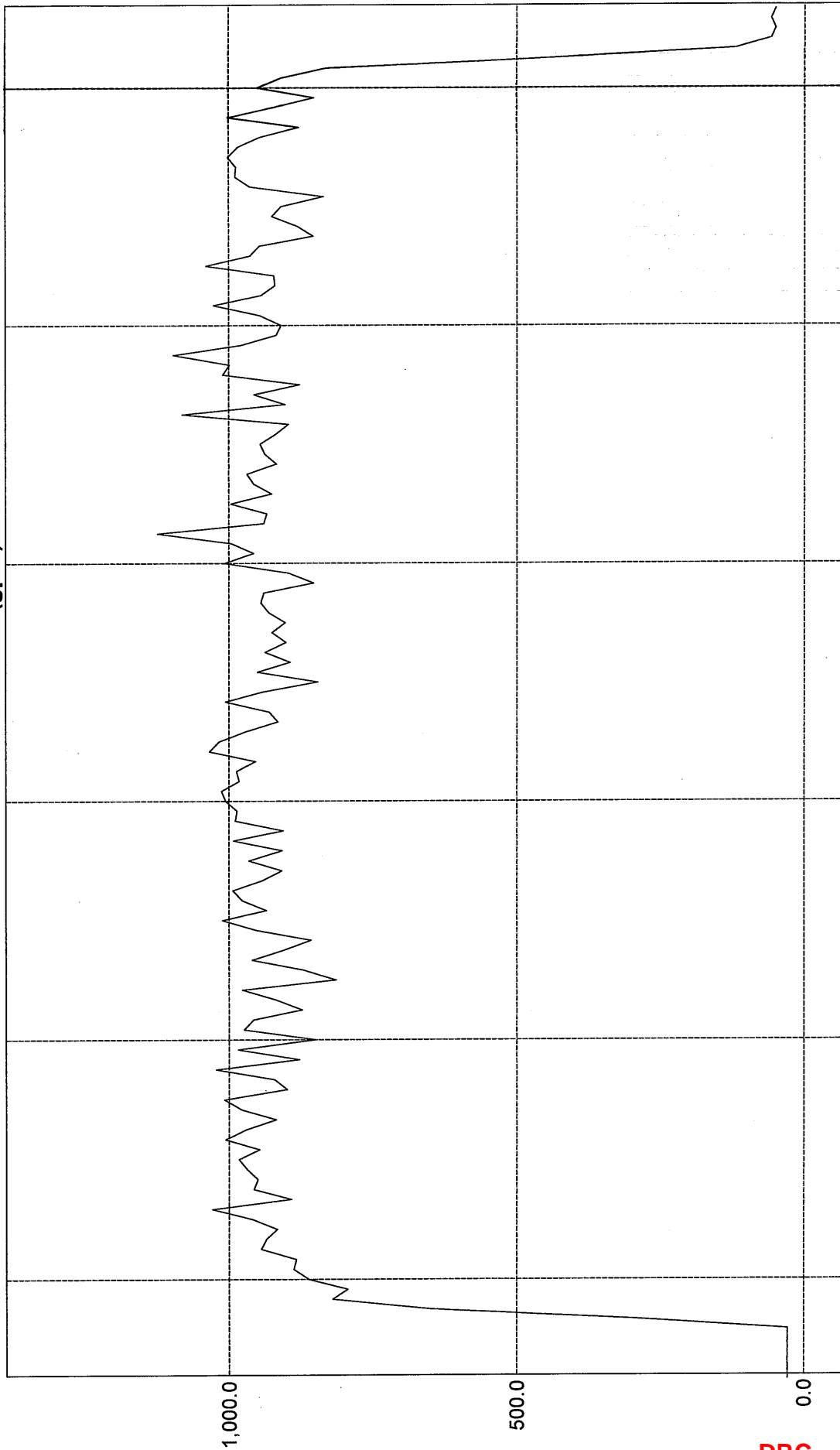


DRC

PZ25-12000022

10.01.2025

35232890 Pressure (gpm)



DRC

Channel Plot 1:

	Time	35232890 Pressure Flow Rate	35232890 Pressure Flow Total
2648	8/12/2025 11:34:35 AM	971.2	8,714.3
2649	8/12/2025 11:34:40 AM	914.8	8,790.6
2650	8/12/2025 11:34:45 AM	930.1	8,868.1
2651	8/12/2025 11:34:50 AM	1,006.2	8,951.9
2652	8/12/2025 11:34:55 AM	940.8	9,030.3
2653	8/12/2025 11:35:00 AM	844.8	9,100.7
2654	8/12/2025 11:35:05 AM	950.0	9,179.9
2655	8/12/2025 11:35:10 AM	893.2	9,254.3
2656	8/12/2025 11:35:15 AM	936.8	9,332.4
2657	8/12/2025 11:35:20 AM	900.6	9,407.4
2658	8/12/2025 11:35:25 AM	924.7	9,484.5
2659	8/12/2025 11:35:30 AM	902.0	9,559.7
2660	8/12/2025 11:35:35 AM	930.6	9,637.2
2661	8/12/2025 11:35:40 AM	944.3	9,715.9
2662	8/12/2025 11:35:45 AM	939.0	9,794.1
2663	8/12/2025 11:35:50 AM	852.2	9,865.2
2664	8/12/2025 11:35:55 AM	895.9	9,939.8
2665	8/12/2025 11:36:00 AM	1,007.4	10,023.8
2666	8/12/2025 11:36:05 AM	956.6	10,103.5
2667	8/12/2025 11:36:10 AM	995.8	10,186.5
2668	8/12/2025 11:36:15 AM	1,124.8	10,280.2
2669	8/12/2025 11:36:20 AM	939.0	10,358.5
2670	8/12/2025 11:36:25 AM	933.7	10,436.3
2671	8/12/2025 11:36:30 AM	996.6	10,519.3
2672	8/12/2025 11:36:35 AM	925.2	10,596.4
2673	8/12/2025 11:36:40 AM	956.6	10,676.1
2674	8/12/2025 11:36:45 AM	968.2	10,756.8
2675	8/12/2025 11:36:50 AM	917.1	10,833.2
2676	8/12/2025 11:36:55 AM	937.2	10,911.3
2677	8/12/2025 11:37:00 AM	945.6	10,990.1
2678	8/12/2025 11:37:05 AM	918.4	11,066.7
2679	8/12/2025 11:37:10 AM	896.4	11,141.4
2680	8/12/2025 11:37:15 AM	1,081.1	11,231.5
2681	8/12/2025 11:37:20 AM	902.4	11,306.7

DRC

PZ25-12000022

10.01.2025



BOARD OF COUNTY COMMISSIONERS
WATER AND WASTEWATER SERVICES (WWS)
CUSTOMER SERVICE CENTER
2555 WEST COPANS ROAD, BLDG. 1
POMPANO BEACH, FL 33069
(954) 831-3250 • water@broward.org

☐ ATTACHED:
① PHOTO ID (S)
② SUPP DOCS
By _____
Date _____

APPLICATION FOR FIRE HYDRANT PRESSURE & FLOW TEST

Complete the following and indicate service required by placing a check mark in the appropriate square. Sign, date, and return to WWS along with payment. Please include a map or sketch illustrating the location of the testing area or hydrant to be tested.

- ☐ 24-Hour Pressure Test with Chart Reading.....\$150.00
- ☒ Pressure and Flow Test including 24-hour chart recording.....\$200.00
- ☐ Tapping into Main (this would be rare but if necessary to accomplish any of the above, in addition to all other charges).....\$300.00

CONTACT NAME: Jonathan Schnoor

BUSINESS NAME: KEITH & Associates, Inc.

MAILING ADDRESS: 301 E Atlantic Blvd. Pompano Beach FL 33060
STREET CITY STATE ZIP + 4

LOCATION ADDRESS: NW 30th Avenue Pompano Beach FL 33315
STREET CITY STATE ZIP + 4

PHONE: HOME: () WORK: (954) 788-3400 MOBILE: ()

E-MAIL ADDRESS: _____

X Jonathan Schnoor Digitally signed by Jonathan Schnoor
DN: c=US, e=jpschnoor@keithinc.com, o=KEITH, CN=Jonathan Schnoor
Date: 2025.07.15 10:46:01-0400 DATE 07/14/25

Please allow a maximum of ten (10) working days to be notified of results of test(s). Customer is contacted by phone.

APPLICATION PACKAGE CAN BE SUBMITTED BY:

Mail or In Person: **Water & Wastewater Services (WWS)**
Customer Service Payment Center
2555 West Copans Road, Bldg. 1
Pompano Beach, FL 33069

RCVD BY: DJ
DATE RECEIVED

AUG 06 2025

CHECK: # 2924
PAID AMT: \$ 200.00

MAKE CHECKS PAYABLE TO: **Water & Wastewater Services or WWS**

FOR INTERNAL USE ONLY:


8-6-25
DATE RECEIVED

2924
CHECK NO.

\$ 200.00
AMOUNT PAID

DJ
CS REP

DRC




0 49 98 Feet
1 inch equals 98 feet



Records/Map Request

Map Date: May 2025

BCWWS Facilities GIS information comes from a combination of field observations, record drawings and inherited maps from private utilities. Mission critical data should be field verified. Broward County assumes no liability for damages arising from errors or omissions.



PZ25-12000022

10.01.2025